Firmware Update Guide

PS3PS4 to NEOGEO mini Controller Adapter

© Brook All Rights Reserved. www.brookaccessory.com November 2018

This document describes how to update the firmware of the Brook PS3PS4 to NEOGEO mini Converter.

- ⚠ **NOTE :** The update must be done on a PC; it cannot be done on a console.
- ⚠ **NOTE :** Make sure your PC is connected to the internet.
- ⚠ **NOTE :** Disable antivirus before executing the program.
- ⚠ **NOTE :** The ONLINE version firmware just needs to be downloaded once. The following firmware updates will be executed online with this program.

STEP 1 Download the update file from "**Download**" on Brook website: www.brookaccessory.com

Run the program.



STEP 2 Plug the converter into PC, and then click START.

***Note**: You may need to wait for a while for PC to finishing installing the driver before clicking START.

© Brook All Rights Reserved. www.brookaccessory.com November 2018

STEP 3 **DO NOT** disconnect the converter during the update process



STEP 4 Update complete

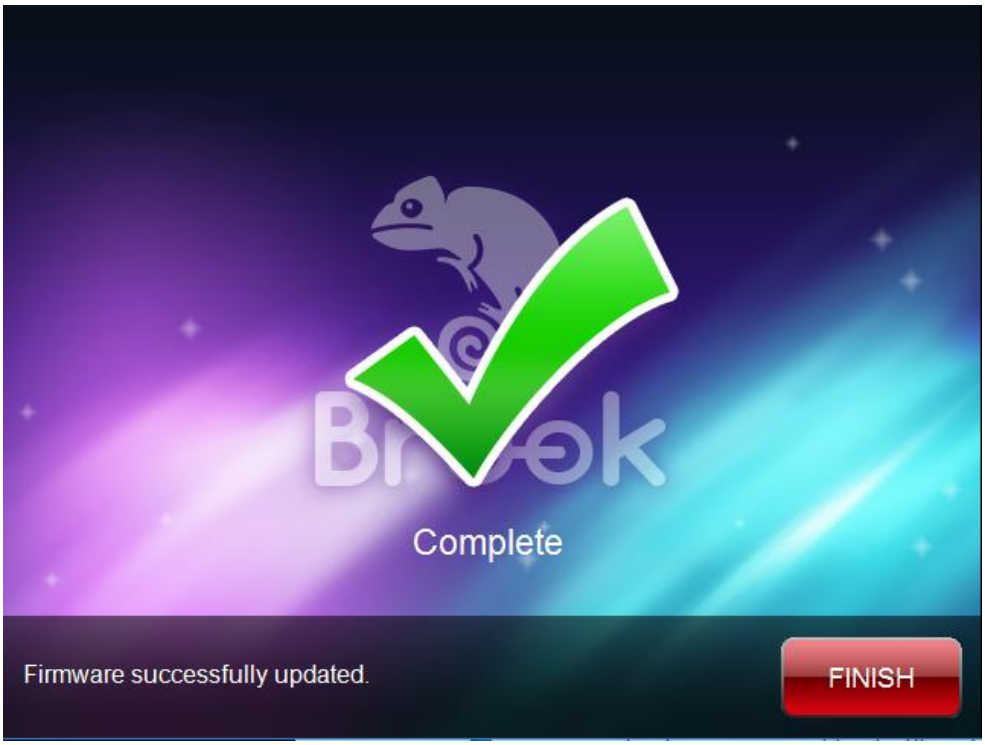

© Brook All Rights Reserved. www.brookaccessory.com November 2018

STEP 5 In case firmware update fails, the following screen will show up, and please close the window and start over.

You may visit our website www.brookaccessory.com and download the update file again before restarting the update.

© Brook All Rights Reserved. www.brookaccessory.com November 2018